

How To Use Fire Extinguisher

Remember the **PASS** word (**P**ull • **A**im • **S**queeze • **S**weep)

PULL

01

P



Pull The Pin

Break seal and test extinguisher.

AIM

02

A




Aim At The Base of Fire

Ensure you have a means of escape.

SQUEEZE

03

S




Squeeze The Operating Handle

To operate extinguisher and discharge the agent.

SWEEP

04

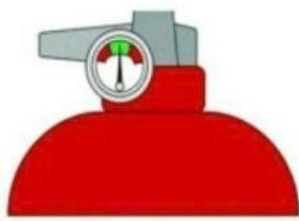
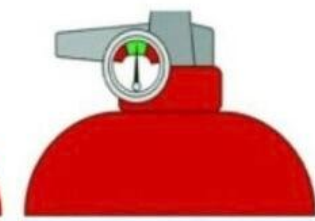

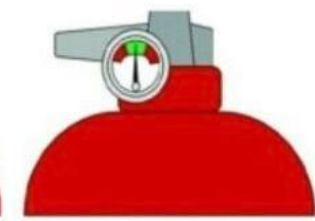
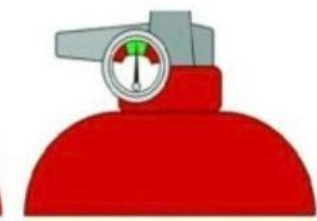
















S



Sweep From Side To Side

Completely extinguish the fire.

USING THE CORRECT FIRE EXTINGUISHER

				
<h2>Water</h2>	<h2>Dry Powder</h2>	<h2>Foam</h2>	<h2>CO2</h2>	<h2>Wet Chemical</h2>
<p>For use on</p> <ul style="list-style-type: none"> Wood, Paper, Textiles etc <p>Do not use on</p> <ul style="list-style-type: none"> Flammable liquid Live electrical equipment	<p>For use on</p> <ul style="list-style-type: none"> Wood, Paper, Textiles etc Flammable liquids Gaseous fires Live electrical equipment	<p>For use on</p> <ul style="list-style-type: none"> Wood, Paper, Textiles etc Flammable liquids <p>Do not use on</p> <ul style="list-style-type: none"> Live electrical equipment	<p>For use on</p> <ul style="list-style-type: none"> Flammable liquids Live electrical equipment <p>Do not use on</p> <ul style="list-style-type: none"> Wood, paper and textiles Flammable metal fires <p>Do not use in a confined space</p>	<p>For use on</p> <ul style="list-style-type: none"> Cooking oil fires Wood, Paper, Textiles etc. <p>Discharge entire contents on to fire from at least 1 metre distance</p>